

Linea



ROLL★LINE®
T.m. technology

THE WHEELED BLADE

MADE IN ITALY





T.M. Technology, with its brand Roll-Line® is the world leader in the professional roller-skates market. The **Roll-Line®** products are the result of continuous researches on new materials that guarantee high performances and are the most used by the world champions

From decades of tailored experience, Roll-Line® is proud to introduce a brand **new innovative plate**

Forged by the **great skill** of our engineers, the new plate Linea is designed to offer the **best performance** to all the **in-line** figure skating practitioners

Assemblable with both **roller and ice boots** from size 215 to size 300*

Double toe-stop locking **screw**



Available sizes:

8 - 8 1/2 - 9 - 9 1/4 - 9 3/4
10 - 10 1/4 - 10 3/4 - 11 1/4
inches (like ice blades)

Provided with toe-stops, ABEC 7 bearings, spacers, power-wedge, set of tools



Combinable with **all types of wheels** between 64 mm and 76 mm*

6 different **rockering** positions available

*According to the size: see page 15



Redesigned **rockering system** to offer
the same performances of an **ice blade**



The unique **inclination** of the toe-stop offers the best angle for performing **jumps and spins**

Produced with the exclusive Roll-Line® compound, the new **ZERO*** wheels are the **perfect match** for the LINEA frame

Their **rounded profile** makes them perfect for figure skating, unlike less specific wheels



*** Item sold separately**



Available diameter: 64mm - 68mm - 72mm - 76mm
Available hardness: 82A (white hub) 86A (beige hub)

NOTE: 64mm wheels available in 82A only. Compatible with all types of bearings (Roll-Line 608 bearings recommended). Compatible with all types of in-line frames. Provided in set of 6

The Roll-Line® **AMBRA** toe-stops, with their unmatched quality, are provided **together** with the LINEA

Available in **two sizes** for a better compatibility with the smaller sizes and a better execution of the **heels**



Regular: Ø50 mm

Abrasion ★ ★ ★ ★ ★

Grip ★ ★ ★ ★ ★

Elasticity ★ ★ ★ ★ ★



Baby: Ø40 mm*

* Item sold separately



ABEC 7

The Roll-Line® semi-shielded **bearings 608** are in treated steel, offering a very good smoothness

The open side have a rubber ring that **protects** the spheres from dust and dirt




ABEC 9*

The open side allows an **optimum cleaning**. 7 internal spheres. **8mm axle**. Provided in packs of 16

* Item sold separately

Save your plates and floor from scratches with the **protection guards** kit. Only for Linea 2020*




Specific bearing **press-puller*** for the Linea. Usable with wheels **up to Ø90 mm** wheels. 8 mm specific stem



* Item sold separately







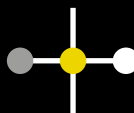
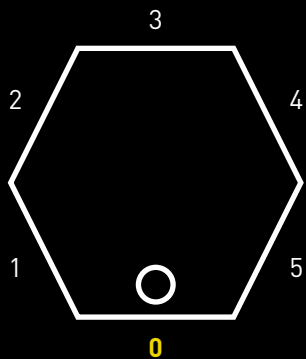
Spacers do come with the Linea and are **REQUIRED** for an **optimal** wheel functionality



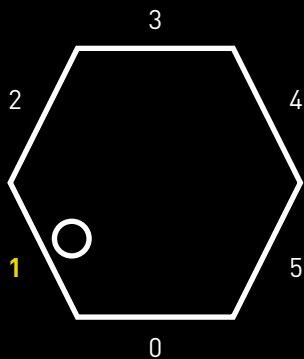
Power-Wedges do come with the Linea. They can **optionally** be installed between the **Curved/Ice** boots and the plates to ensure perfect contact and not deform the boots. **Not** necessary with **planar** roller boots

Linea ROCKERING DETAILS

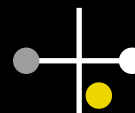
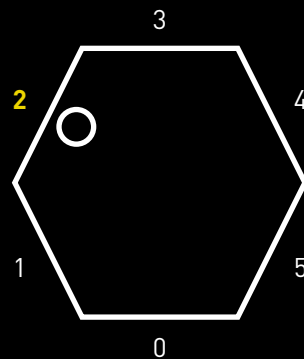
- Rockering_pin 
- Front wheel 
- Central wheel 
- Rear wheel 



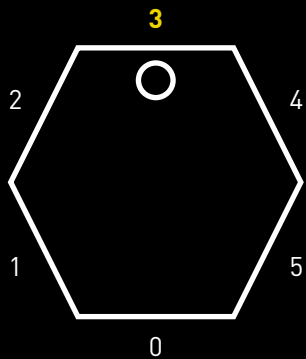
0 mm ROCKERING
CENTERED
WHEEL



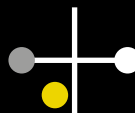
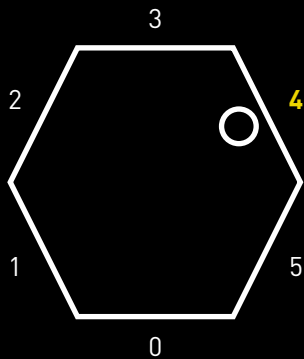
0,7mm ROCKERING
WHEEL MOVED
REARWARD



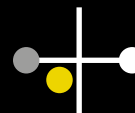
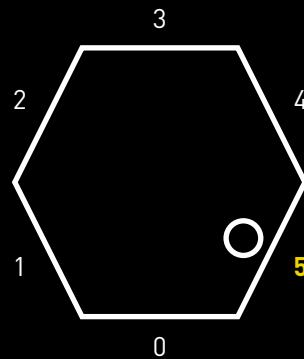
1,4 mm ROCKERING
WHEEL MOVED
REARWARD



2,1 mm ROCKERING
CENTERED
WHEEL



1,4 mm ROCKERING
WHEEL MOVED
FORWARD



0,7 mm ROCKERING
WHEEL MOVED
FORWARD



SUGGESTED CHART FOR MOUNTING OPERATION OF EDEA BOOTS AND ROLL-LINE *Linea* PLATES 2020 VERSION

BOOT SIZE	215	225	235	245	255	265	275	285	295
	220	230	240	250	260	270	280	290	300
INCHES FRAME SIZE	8	8 ½	9	9 ¼	9 ½	10	10 ¼	10 ½	11 ¼
MILLIMETERS FRAME SIZE	208 MM	215 MM	228 MM	235 MM	247 MM	254 MM	260 MM	273 MM	279 MM
MAXIMUM WHEEL DIAMETER	∅ 64 mm	∅ 68 mm	∅ 68 mm	∅ 72 mm	∅ 76mm	∅ 76 mm	∅ 76 mm	∅ 76 mm	∅ 76 mm



SUGGESTED CHART FOR MOUNTING OPERATION OF JACKSON "FUSION AND LCF" BOOTS AND ROLL-LINE *Linea* PLATES 2020 VERSION

BOOT SIZE LADIES	1 ½	3	4 - 4 ½	5 ½	6 ½	7 ½	8 ½	10	/
	2 - 2 ½	3 ½	5	6	7	8	9-9 ½		
BOOT SIZE MENS	1	1 ½	2 ½	4	5	6	7 - 7 ½	8 ½	10 - 10 ½
		2	3 - 3 ½	4 ½	5 ½	6 ½	8	9 - 9 ½	11
INCHES FRAME SIZE	8	8 ½	9	9 ¼	9 ½	10	10 ¼	10 ½	11 ¼
MILLIMETERS FRAME SIZE	208 MM	215 MM	228 MM	235 MM	247 MM	254 MM	260 MM	273 MM	279 MM
MAXIMUM WHEEL DIAMETER	∅ 64 mm	∅ 68 mm	∅ 68 mm	∅ 72 mm	∅ 76mm	∅ 76 mm	∅ 76 mm	∅ 76 mm	∅ 76 mm



SUGGESTED CHART FOR MOUNTING OPERATION OF RISPORT "ICE COLLECTION" BOOTS AND ROLL-LINE *Linea* PLATES 2020 VERSION

BOOT SIZE VENUS ANTARES	210	220 - 225	/	240 - 245	/	260	270	280	290
	215	230 - 235		250 - 255		265	275	285	295
BOOT SIZE OTHER ICE BOOTS	215	225	240	245	260	265	270 - 275	285	290
	220	230 - 235		250 - 255			280		295
INCHES FRAME SIZE	8	8 ½	9	9 ¼	9 ½	10	10 ¼	10 ½	11 ¼
MILLIMETERS FRAME SIZE	208 MM	215 MM	228 MM	235 MM	247 MM	254 MM	260 MM	273 MM	279 MM
MAXIMUM WHEEL DIAMETER	∅ 64 mm	∅ 68 mm	∅ 68 mm	∅ 72 mm	∅ 76mm	∅ 76 mm	∅ 76 mm	∅ 76 mm	∅ 76 mm

Correlations provided by the manufactures listed above. For more information, please check the size chart available online. Roll-Line® declines all responsibility for any non-compliance due to production variations of the manufactures listed above.



T.M. Technology srl
Via F.lli Cervi, 22 | 31020 Villorba (TV)
Tel. +39 0422 608521 | Fax +39 0422 610018



@rollline_artistic_official
#crewrollline
[inlineartistic.roll-line.it](https://www.inlineartistic.roll-line.it)